


PLUMS COME IN MANY SHAPES AND SIZES – SO DO FARMS!

Plums come in a lot of different colours, from purple and black and yellowy-green to pink and bright red. They also come in different shapes and sizes, from as small as a cherry to as big as an apple. Just like their cousins, peaches and nectarines, plums are delicious eaten right off the tree.

Farms are different shapes and sizes too. Some farms are small, with just one type of fruit grown on only a few rows of trees. These can be cared for by just one farmer. Other farms are big, with different types of fruit grown on many rows of trees. Big farms need to be cared for by many workers. Farms may be different sizes, but one thing is the same: almost every farm in Canada is owned and run by a family.




HOW BIG IS A FARM?

An orchard is part of a farm, and so is a greenhouse, a field, a barn and even a farmhouse. A farm's size is measured in hectares. One hectare is about the same size as a professional soccer field. The biggest orchard in BC is a 500-hectare apple orchard. That's a lot of trees!

FARMING AS A FAMILY

Meet Catherine and Gordon Hahn. They grow Italian prune plums on their family farm in the sunny Okanagan Valley. They work hard all year to produce high-quality fruit. In August and September each year, they pick more than 20,000 kilograms of prune plums (the weight of three school buses!) from their 200 plum trees. That's a lot of plums to pick, so their children and their grandchildren often help – three generations bringing in the harvest. So, what's the best part of growing plums? "Working together with my family and spending every day outside," says Mr. Hahn. "And turning those delicious plums into my very favourite jam!"






FRESH STORY | PLUMS

Farming is a family business in Canada. In fact, approximately 97% of Canadian farms are family owned. These farms are often operated by a single family over many generations. There are many different types and sizes of family farms, and each one is unique.

ACTIVITY: CREATE A FARM PICTURE PUZZLE

Curriculum Connection: ADST - grades 1 to 3: Demonstrate their product, tell the story of designing and making their product, and explain how their product contributes to the individual, family, community, and/or environment.

Divide the class into three groups of six to nine students (depending on class size). Select an age-appropriate orchard picture like the example provided below, photocopy it three times, and cut each one into six to nine pieces for each group. Then, take a blank piece of paper (same size as orchard picture) and cut it into the same number of pieces. Provide each student in the group with one piece of the picture and one piece of the blank paper. Ask the students to copy, as accurately as they can, the image they have been given onto their blank piece of paper. When they're done, show students the original picture and have them join their images together to re-create it. Discuss with the students what they learned about working individually on their own pieces and working as a group to put the puzzle together.



ACTIVITY: LISTENING AND COMMUNICATING

Curriculum Connection: Language Arts - grades 1 to 3: Engage actively as listeners, viewers, and readers, as appropriate, to develop understanding of self, identity, and community. Career Education - grades 1 to 3: Work respectfully and constructively with others to achieve common goals.

On a family farm, every season brings new jobs. Clear communication and good listening skills are essential when family members and farm workers discuss their plans, ideas, and concerns. Divide the class into pairs. Have the students select, with their partners, two different seasons. Ask them to think about what farm activity they would be good at or might enjoy doing in each season (e.g., picking, planting, thinning, pruning, cleaning, harvesting, irrigating, etc.). Now, ask the students to describe this activity to their partner and see if their partner can guess what it is. Then, have the students write their chosen activities on one side of a piece of paper and their partners' on the other side.

MATH QUESTION

Curriculum Connection: Mathematics - grades 1 to 3: Represent mathematical ideas in concrete, pictorial, and symbolic forms.

There are 5 plums and 2 people. How could they share these plums?

Now, make it a progressive problem:

- | | |
|-----------------------|-----------------------|
| 12 plums and 2 people | 12 plums and 5 people |
| 12 plums and 3 people | 12 plums and 6 people |
| 12 plums and 4 people | 12 plums and 7 people |

Students can show their answers concretely, pictorially, or symbolically.

PLUMP PLUM VOCABULARY

Acre: a unit of area in the Imperial (US) system used to measure large areas. One acre = 0.405 of a hectare.

Hectare: a unit of area in the Metric system used primarily to measure land. A square-shaped hectare is 100 metres on every side. One hectare = 2.47 acres.

Teamwork: working together towards a common goal.



FAMILY CONNECTION

Ask students to try the listening and communicating activity at home with their family members.